

2016 Report for EHP Australia



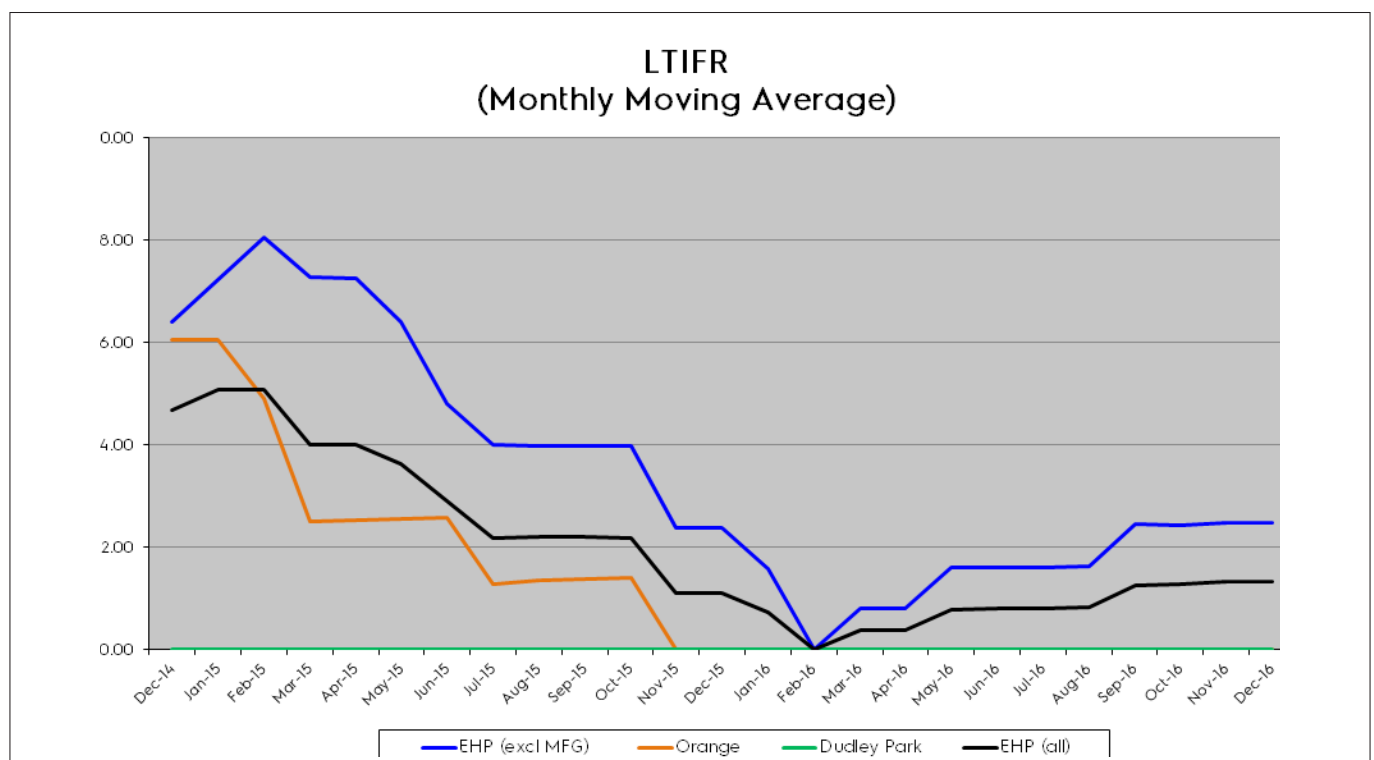
Electrolux seeks to continually improve the health and safety performance in our business to ensure our workers and others are not exposed to harm. By regular auditing of our systems and meaningful consultation with our workers, Electrolux is able to identify opportunities to improve our safety performance.

Positive safety performance indicators and injury statistics are reviewed by the senior management of Electrolux on a regular basis to ensure our objectives are being met. Indicators that impact positively on safety performance include actions such as workplace inspections, regular consultative forums and completion of emergency training exercises. Opportunities to positively impact upon the health and wellbeing of our workers now plays a significant part in the Electrolux health and safety program.

Injury Statistics 2016

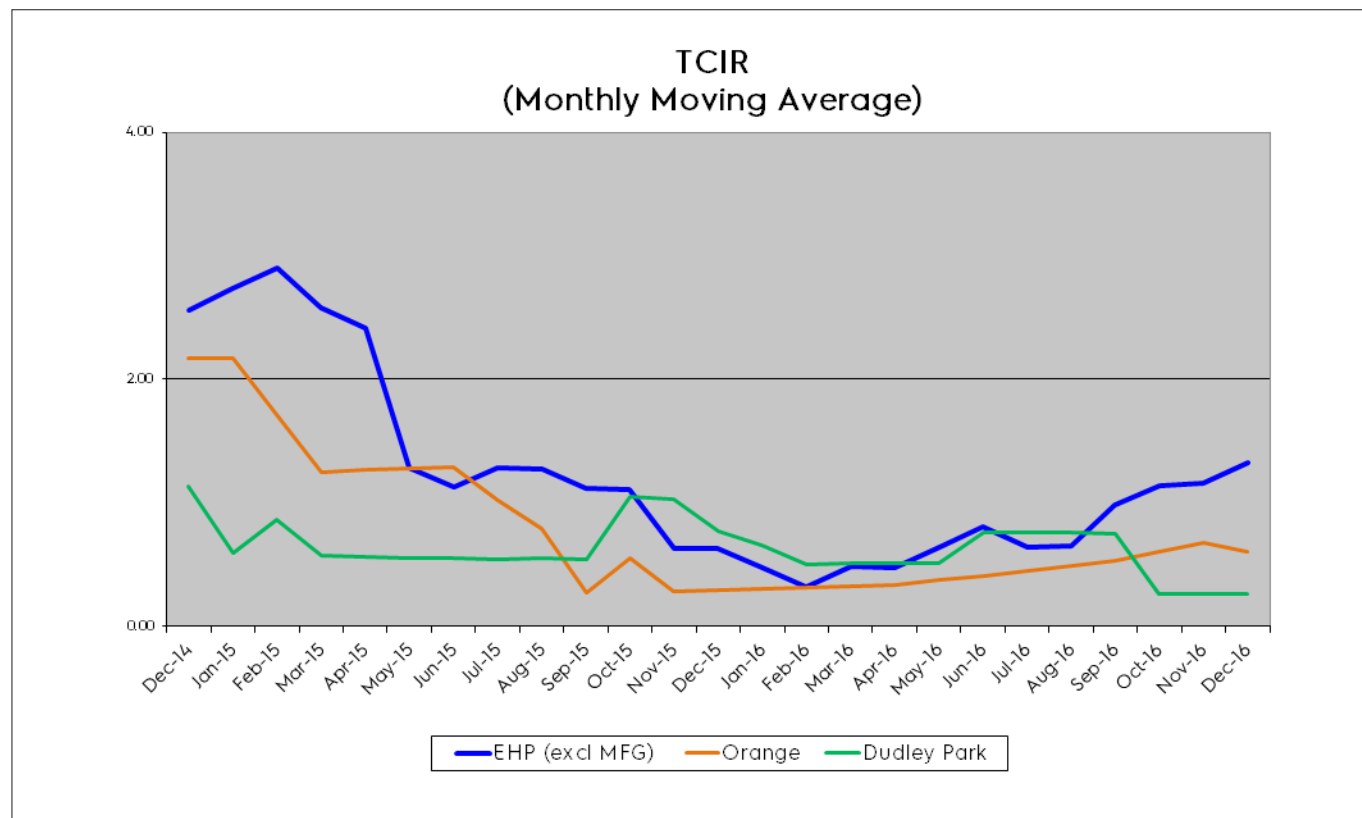
In 2016, Electrolux Australia and New Zealand recorded an identical result in this area, resulting in three lost time injuries.

	LTIFR †	TCIR	LTI (YTD)
Dudley Park – South Australia	0	.26	0
Orange – New South Wales	0	.60	0
EHP (excluding manufacturing)	2.37	.63	3
Electrolux (all) 2016	1.33	1.32	3
Electrolux (all) 2015	1.10	-	3



TCIR

Electrolux continues to emphasise the reporting of recordable Case Injuries in preference to Lost Time Injuries to improve our systems with a view to reducing injuries and increasing reporting. Improved skills in incident investigation was a focus in 2016 to ensure lasting improvements were implemented and reviewed post-incident. Lost Time Injury frequency rates (LTIFR) are reported and monitored, however they are one of several measures utilised to assist in measuring performance.

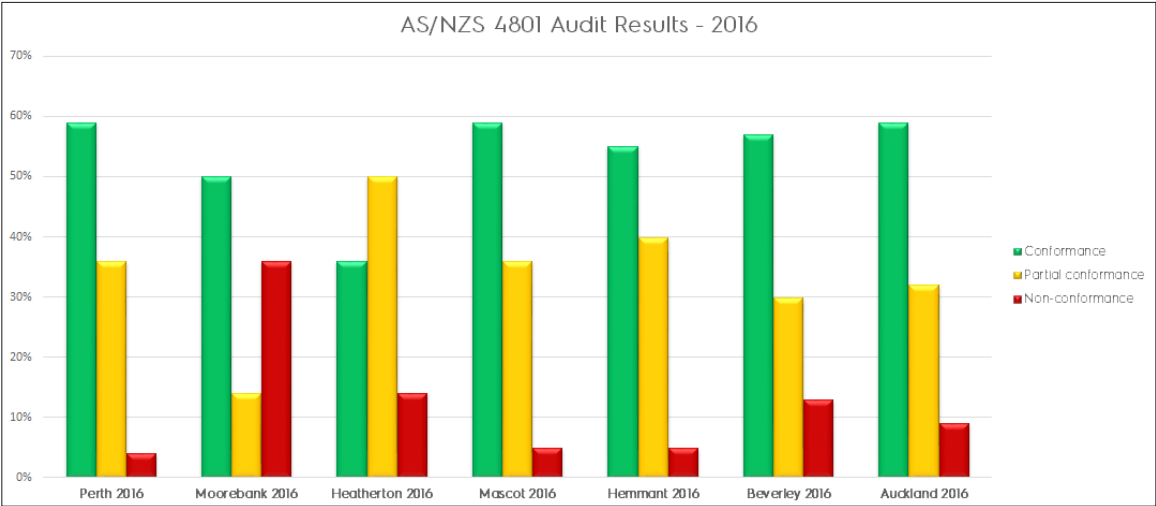


Self Insurance

Both the South Australian (SA) and New South Wales (NSW) operations of Electrolux continue to maintain self-insurance licenses for workers compensation. The required internal auditing of the Health and Safety Management Systems (WHSMS) was completed in both States.

AS/NZS 4801 Audits

All non-manufacturing sites in Australia and New Zealand undertook AS/NZS 4801 audits. The recognised management system standard AS/NZS 4801 was utilised as the metric. Results are monitored by the Safety Executive team to ensure completion of identified system improvements with sites undertaking audits on an annual basis to identify areas for improvement.



Non-manufacturing

The summary below incorporates details of items monitored within the non-manufacturing sector of Electrolux operations. This includes the sales, service, distribution and administrative functions of Electrolux in Australia and New Zealand.

Safety Summary for December 2016	YTD Totals
Health & Safety Committee Meetings	72
<i>Plan</i>	71
Attendance at H&S Committee meetings	82%
Pallet racking Inspections	83
<i>Plan</i>	96
Workplace Inspections	289
<i>Plan</i>	190
Inductions completed	291
Reported hazards	52
Average time to report an incident (days) Target 2	< 1
LTI – 2016 Target < 6	3
LTIFR – 2016 Target < 4	2.48
TCIR – 2016 Target < 2.6	1.32

¹ LTIFR is calculated as (number of LTI's / number of hours worked) * 1,000,000

TCIR is an Electrolux calculation Number of occurrences on injury or disease during period/ No Employees*200,000